

# User Manual

## Manual del usuario



## STEAM MOP

### MOPA A VAPOR



English ..... Page 07  
Español ..... Página 23



USA

DISTRIBUTED BY • DISTRIBUIDO POR:

ALDI INC., BATAVIA, IL 60510

WWW.ALDI.US

AFTER SALES SUPPORT •  
SERVICIO POSVENTA

93648

+1 866 633 4660

www.medionusa.com

MODEL: MD 16941

10/2016

**3**  
YEARS WARRANTY  
AÑOS DE GARANTÍA

## QR codes take you where you want to go quickly and easily

Whether you require **product information**, **spare parts** or **accessories**, details on **warranties** or **aftersales services**, or if you want to watch a **product demonstration video**, our QR codes will take you there in no time at all.

### What is a QR code?

A QR code (QR = Quick Response) is a type of matrix that can be read with a smartphone camera and that contains a link to a website or contact details, for example.

**Advantage:** You do not need to manually enter a website address or contact details.

### How it works

To scan the QR code, all you need is a smartphone with QR code reader software and an internet connection.\*

This type of software can be downloaded for free from your smartphone's app store.

### Try it out now

Just scan the QR code with your smartphone and find out more about the Aldi product you have purchased.\*

### Your Aldi Service Portal

All details mentioned above can also be found in the Aldi Service Portal at [www.aldi.us](http://www.aldi.us).

\* Depending on your tariff plan you may be charged for the connection.

## Contents

Overview .....	4
Use.....	5
Scope of delivery/device parts.....	6
General information.....	8
Proper use .....	9
Safety information .....	10
Package contents .....	15
Preparing the device .....	15
Using the steam cleaner .....	16
Cleaning and care .....	18
Storing the appliance.....	20
Problem solving .....	21
Disposal.....	21
Technical data .....	22
Legal notice .....	22
Warranty card.....	41
Warranty conditions.....	42



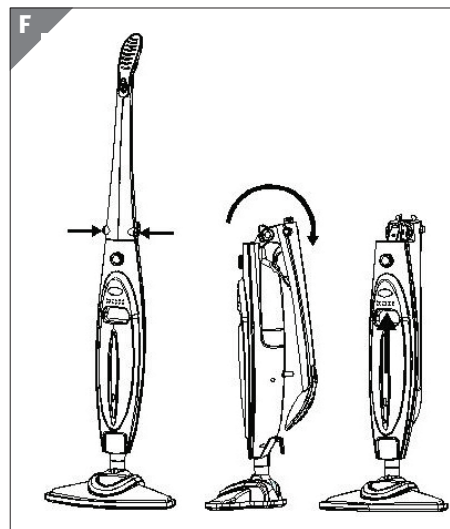
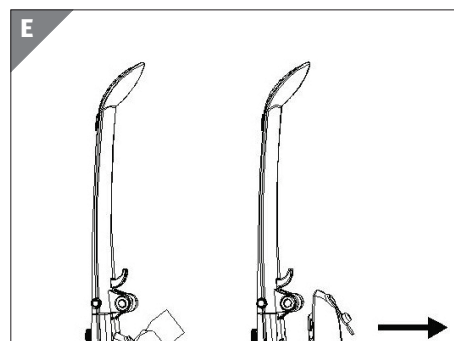
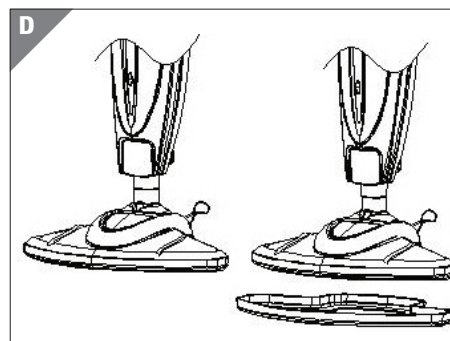
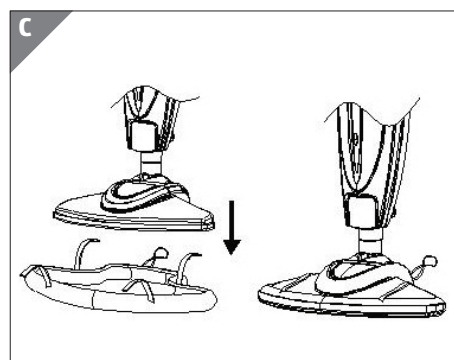
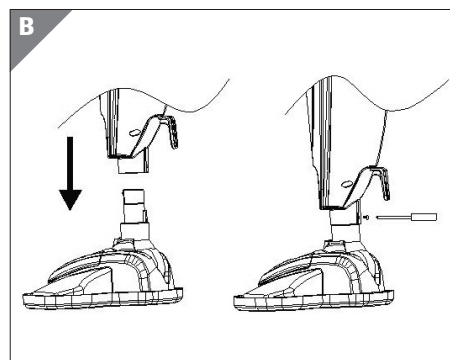
4

USA



USA

5



6

USA

## Scope of delivery/device parts

- 1 Handle
- 2 On/off switch
- 3 Steam jet control
- 4 Carrying handle
- 5 Operating light
- 6 Connecting piece
- 7 Floor cleaner foot
- 8 Bottom cable winder
- 9 Mains cable
- 10 Water tank
- 11 Filling opening
- 12 Handle release buttons
- 13 Top cable winder
- 14 Microfiber cleaning cloth
- 15 Carpet glider
- 16 Measuring cup

